

CB 316 / CB 416 / CB 425



CB Series



CB 316/416



CB 425



Produttori automatici di ghiaccio in cubetti - sistema a spruzzo.

Cubetti di qualità: compatti, freddi e cristallini.
Il ghiaccio prodotto cade nel contenitore di raccolta pronto a soddisfare le esigenze di ghiaccio nelle ore di maggiore richiesta.

Automatic ice cube maker - spray system.

*Quality cubes: compact, cold and crystalline.
The ice produced drops into the collection bin and is ready to meet the ice requirements even at peak demand times.*

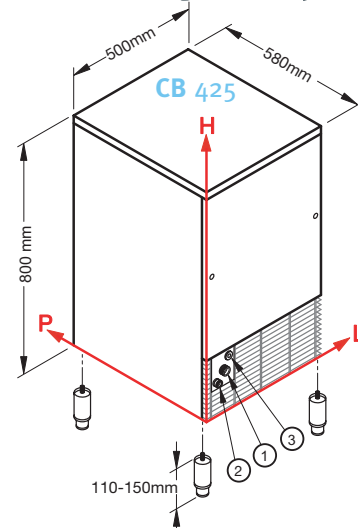
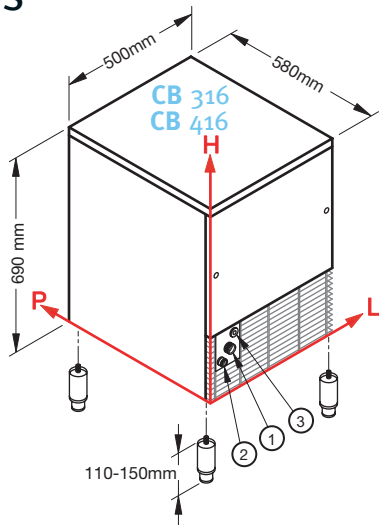
Machines à glaçons - système à projection d'eau.




*Cubes de qualité: compacts et cristallins.
Les glaçons produits tombent dans la réserve prêts à satisfaire les exigences aux heures de pointe.*



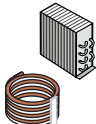



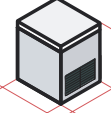




CB Series

CB 316-416 / CB 425



	1 			2 			3 		
	L	H	Ø	L	H	Ø	L	H	Ø
CB 316	111	196	3/4"	49	151	24mm	156	232	-
CB 416	111	196	3/4"	49	151	24mm	156	232	-
CB 425	111	196	3/4"	49	151	24mm	156	232	-

	Produzione in 24 h, sino a: Production in 24 h till: Production en 24 h jusqu'à:	Capacità contenitore Storage capacity Reserve	Raffreddamento Cooling System Condenseur	Tipo di cubetto Kind of cube Type de glaçon	Refrigerante Refrigerant Fluide réfrigérant	Voltaggio Standard Standard Voltage Tension standard	Potenza assorbita Input power Puissance absorbée	Consumo acqua (l/kg) Water consumption (l/kg) Consommation d'eau (l/kg)	Dimensioni (LxPxH) Sizes (WxDxH) Dimension (LXPxH)	Dimensioni con imballo (LxPxH) Sizes with packing (WxDxH) Dimension (avec emballage) (LXPxH)	Peso netto/lordo Weight net/gross Poids net/brut
CB 316						V/Hz	W				
	33 Kg	16 kg circa 950	A W	A - 18g C - 33g D - 13g	R404A	220-240/1/50	370 W	A 3,3 W 13	500x580x690 mm	550x630x805 mm	48/56 Kg
	42 Kg	16 kg circa 950	A W	A - 18g C - 33g D - 13g	R404A	220-240/1/50	450 W	A 4 W 15	500x580x690 mm	550x630x805 mm	52/60 Kg
CB 425	46 Kg	25kg circa 1470	A W	A - 18g C - 33g D - 13g	R404A	220-240/1/50	500 W	A 4 W 14	500x580x800 mm	550x630x915 mm	56/64 Kg

Finitura: acciaio inox 18/8, scotch brite - Finishing: 18/8 stainless steel, scotch brite - Carrosserie: inox 18/8, scotch brite.



UNI EN ISO 9001
Cert. N. 9130.BRE2



DHSA 18001:1999
Cert. N. 9192.BRE3



+21°C



+15°C



18 g

Watt + 43°C (230/1/50)



Minimum +10 °C

Maximum +43 °C



Minimum +3 °C

Maximum +32 °C

V / Hz

Minimum -10%

Maximum +10%



1bar (14psi)

6bar (84psi)



OK



NO



www.bremaice.it
info@bremaice.it

VIA DELL'INDUSTRIA, 10

20020 VILLA CORTESE (MI), ITALY

TEL. +39 0331 434811
FAX +39 0331 433833